



Russell L. Smith, M.S.
Owner

BRACE Analysis

2840 South College Road
PMB 435
Wilmington, NC 28412

BRACEAnalysis.com
BRACEAnalysis@aol.com
Phone: 910-395-6870

Barbara C. Smith, B.A.
CEO

BRACE¹ Character Profile™ of 301.7 Antisocial Personality Disorder

Model for Prototypical Type: DSM-IV-TR² 301.7 Antisocial Personality Disorder.

Input Ratings: 2001 by Russell L. Smith, M.S.

Date of Current Analysis Report: November 5, 2006

BRACE Character Profile™ Analysis by: Russell L. Smith, M.S.

This report contains considerable BACKGROUND and STANDARD information. If you are only interested in the BRACE Character Profile™ analysis of a prototypical DSM-IV-TR 301.7 Antisocial Personality Disorder, skip down to the red font.

BACKGROUND INFORMATION³:

DSM-IV™ is the abbreviation for the *American Psychiatric Association: Diagnostic and Statistical Manual of Mental Disorders, Fourth Edition*. Washington, DC, American Psychiatric Association, 1994. The Personality Disorders presented in DSM-IV and DSM-IV-TR are the same.

DSM-IV™ is a “*categorical classification*” system based on a medical model of human nature and related mental “*illness*” --- it “*divides mental disorders into types based on criteria sets with defining features.*” DSM-IV™ very directly implies that the *labeling* of symptom clusters or “*types*” (called a diagnosis) leads directly to some clear and available medical cure or treatment, which only physicians are qualified to be taught or provide. With respect to personality “*disorders,*” DSM-IV™ very reluctantly admits that a “*categorical approach to classification works best when all members of a diagnostic class are homogeneous, when there are clear boundaries between classes, and when the different classes are mutually exclusive*” --- however, in spite of its admitted failure on all three counts, DSM-IV™ proceeds to rationalize its satisfaction with such failure and to justify why it rejects a dimensional system (i.e., one based on the quantification of attributes).

DSM-IV™ does acknowledge that a dimensional system is superior to a categorical classification since such systems “*increase reliability and communicate more clinical information.*” DSM-IV™ admits that a *dimensional system* “*works best in describing phenomena that are distributed continuously and that do not have clear boundaries*” --- i.e., a developmental model rather than a medical model --- which certainly is more applicable to human nature, including “*mental health*” and personality development. However, a dimensional approach to personality is ultimately dismissed by DSM-IV™ because the traditional medical model is more familiar, more convenient, and more expedient (i.e., more politically and economically correct).

DSM-IV™ defines Personality (Disorder) as “an enduring pattern of inner experience and behavior that deviates markedly from the expectations of the individual’s culture, is pervasive and inflexible, has an onset in adolescence or early adulthood, is stable over time, and leads to distress or impairment.” This definition does little more than say *a cultural problem suddenly appears in adolescence and won’t go away*. It is of little value for prevention, intervention, treatment, or research.

DSM-IV™ details ten personality disorders which are grouped into three clusters based on “descriptive similarities.” There is little rhyme or reason to these clusters. Cluster A includes Paranoid, Schizoid, and Schizotypal because these individuals appear “odd or eccentric.” Cluster B includes Antisocial, Borderline, Histrionic, and Narcissistic because such individuals appear “dramatic, emotional, or erratic.” Cluster C includes Avoidant, Dependent, and Obsessive-Compulsive because these individuals appear “anxious or fearful.” The acknowledgment that “this clustering system, although useful in some research and educational situations, has serious limitations and has not been consistently validated” is a far cry from acknowledging that DSM-IV™’s state-of-the-art treatment of the human personality is more a matter of economics and politics than either art or science.

The BRACE™ model “defines” personality as the current outcome of one’s learning history --- i.e., the cumulative consequences of one’s overt and covert behavior. Choices and values reflected and exercised in imagination (i.e., inner experience) are given equal weight with overt words and actions (i.e., behavior) in “shaping the self.” The personality is the self, the individual. A person’s character is the current, cumulative outcome of three core dispositions of human thoughts (Cognitive), actions (Behavior), and desire (Existential or Motivation), which are inherent in human nature and thus common to the human experience. The three core tendencies are both *developmental and regressive* (lifelong), always requiring “*active management*” to control and shape. The three core tendencies are personified as three prototypical character types: Type A, Type B and Type C.

STANDARD INFORMATION: The underlying structure of the BRACE Character Profile™ is based on three prototypical character types (Type A, Type B, and Type C), which are each rated on a 5-point scale on eight Cognitive variables, eight Behavior variables, and eight Existential or Motivation variables. The **basic graphic** generated by a BRACE Character Profile™ represents the degree to which the rated individual’s characteristic manner of thought, behavior, and motivation is similar to or different from each of the three prototypical character types. Once rated, the individual can be compared and contrasted with any previously rated individual, real or imagined, dead or alive, and to any other “prototypical” or archetype in the BRACE Character Profile™ database (DSM-IV-TR™ personality disorders, prototypical 40-point Hare PCL-R⁴, Asperger’s Disorder, ADHD, etc.).

The input ratings for the BRACE Character Profile™ can be completed by anyone with basic reading skills and the ability to objectively rate statements about a well known or well conceptualized person or prototypical type. The BRACE Character Profile™ provides a wealth of information, but the individual rated must be clearly imagined. Consensus input ratings by two or more individuals increases the knowledge base and minimizes rating biases.

However, one objective rater with good knowledge of the character being rated is sufficient. An analysis of the BRACE Character Profile™ graphics and correlation charts requires basic knowledge of the three prototypical character types, which is available on the internet in the Frequently Asked Questions Section of www.BRACEanalysis.com and the Contributor section of Bryan Nelson's website (<http://www.deviantcrimes.com/BRACEindex.htm>).

In brief, there are three core aspects of human nature that must be actively managed throughout life: TYPE A, TYPE B, and TYPE C. Each person is more or less like Type A, more or less Type B, and more or less Type C *throughout each day and each phase of their life*. In the absence of *developmental instruction and structure* to the contrary and without *active efforts* to learn and teach *self-control* (self-discipline + self-restraint) and *adaptive sensitivity to others*, Type A and Type B and Type C patterns of **THOUGHT, BEHAVIOR, and MOTIVATION** become progressively characteristic of humans. The following are very brief descriptions:

TYPE A: A pervasive pattern of *seducibility and immaturity* of thought based on **self-delusion**, fanciful flights into **unrealistic expectations**, and an **absence of relevant and constructive focus**; associated with a cultivated habit of **self-justification** based on simplistic generalizations and discriminations; marked by both **cognitive and behavioral avoidance** of the normal stresses of life; and, an enduring tendency to **take the easy way** to success... **Descriptive Name:** *Self-Deluded Simplistic Opportunist*. **Locus of Dysfunction:** **COGNITIVE/Reasoning** ... (a problem of **JUDGMENT**) --- i.e., poor **RISK & OPPORTUNITY** management. **Primary Deficits:** Immaturity of thought, lack of critical thinking skills, and lack of adaptive effort. **Dominant Emotion:** Fear. **Core Characteristics:** *Opportunistic and Irresponsible:* Is time and stimulus bound, always living in the present with little thought of the future or their role in creating it; is disorganized, wasteful, shortsighted, and procrastinates; actively avoids personal responsibility, reasonable work, and adaptive stress; lacks endurance and has a lack of sustained or relevant focus. Both fears and hates ambiguity and uncertainty. Is narrowly focused and prone to fear, undue assumptions, and jumping to conclusions ... seeks protective structure.

TYPE B: A pervasive pattern of active and **competing opposition** to legitimate authority and **noncompliance** with essential structure, associated with a preoccupation with matters of **power and control**, marked by increasingly deviant and violent **countercontrolling** strategies and tactics... **Descriptive Name:** *Oppositional Controlling Oppressor*. **Locus Of Dysfunction:** **BEHAVIORAL/Interpersonal** (a problem of **METHOD**). **Primary Deficits:** Lack of empathy, a lack of cooperation, and a marked absence of pro-social values. **Dominant Emotion:** Anger. **Core Characteristics:** *Defiant and Violent:* Defiant, rebellious, confrontational, demanding, vengeful, insensitive, merciless, subversive, provocative, agitating, self-imposing, controlling, predatory, calculating, bullying, bossy, oppressive, exploitive, humorless; has a visceral response to being told what to do or what not to do, and particularly the word "No"; has a well practiced array of maladaptive behavioral strategies and tactics to motivate and manipulate others, including arguments, false accusations, threats, property destruction, noncompliance, active and passive aggression, and even manipulative self-injury.

TYPE C: A pervasive and progressive pattern of unearned and unwarranted **self-reinforcement** based on an **unrestrained desire** to experience first hand the limits of one's physical, emotional and psychological being, all under the guise of **self-expression** and **self-discovery**... **Descriptive Name:** *Self-deifying Parasitic Hedonist*. **Locus Of Dysfunction:** **EXISTENTIAL/affective** ... (a problem of *MOTIVE*). **Primary Deficits:** A lack of adaptive focus, a lack of regard for others, and a lack of self-discipline and self-restraint (i.e., self-control). **Dominant Emotion:** Desire. **Core Characteristics:** *Deceptive and Hedonistic*: pleasure seeker who is SELF-serving in all respects ... self-satisfying, self-justifying, self-centered, and self-reinforcing; flighty, attention seeking, loud and dramatic; provocative, presumptuous, seductive, and intrusive; emotionally manipulative, deceitful, and parasitically dependent; narcissistic, consummatory, and appetitive; willingly distractible, often restless, always shallow, and predictably unreliable; a booster of perversion, discord, and danger; a corrupter, an instigator, and a pervert's pervert who leads with their heart's desire.

In the final analysis, the BRACE Character Profile™ merely puts the image that is in the rater's mind into an objective and meaningful format, which can be shared and considered from many different angles, much like a hologram or a virtual reality tour of a house. The bits and pieces of information included in the input ratings are transformed into a virtual persona of the individual in the mind of the rater(s). This process is certainly affected by the knowledge base for input ratings, the objectivity and critical thinking skills of the rater, and the adherence of the rater to the BRACE Character Profile™ rating procedures, which are printed on the input form.

An analysis of a basic BRACE Character Profile™ graphic will take into consideration not only the nine points reflected in the basic graphic, but the average scores for each **DOMAIN** (Cognitive, Behavior, and Existential), and the average scores for each **CHARACTER TYPE** (A, B, and C). More advanced analysis takes into consideration the relationships of the three Types within and between the three Domains, as well as a more detailed analysis of the underlying variables. The basic graphic is used for a general analysis and quick visual comparisons with other graphics, such as DSM-IV-TR™ Personality Disorders, to generally "rule out" and "rule in" possible disorders, or any type of cluster of characteristics.

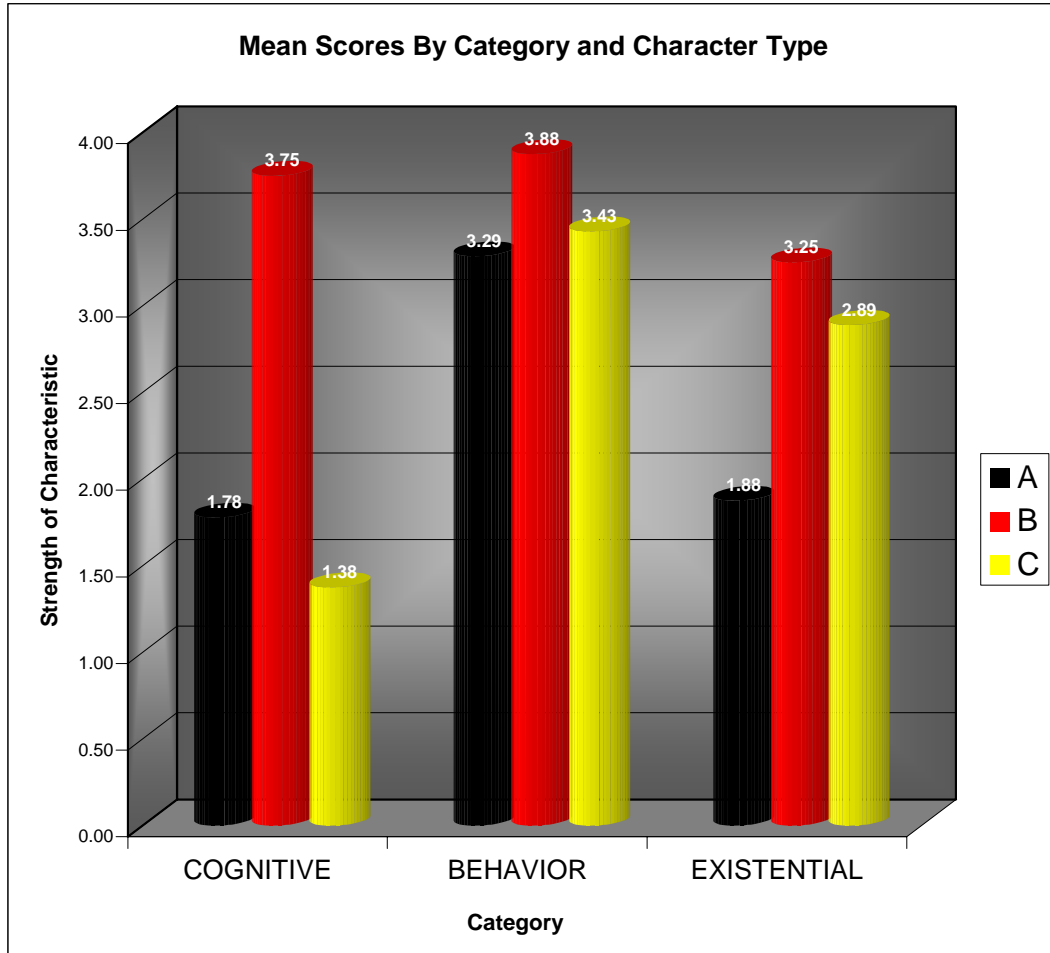
In addition to other diagnostic considerations, the DSM-IV-TR™ Antisocial Personality Disorder is characterized by "A pervasive pattern of disregard for and violation of the rights of others occurring since age 15 years, as indicated by three (or more) of the following:

- 1) failure to conform to social norms with respect to lawful behaviors as indicated by repeatedly performing acts that are grounds for arrest**
- 2) deceitfulness, as indicated by repeatedly lying, use of aliases, or conning others for personal profit or pleasure**
- 3) impulsivity or failure to plan ahead**
- 4) irritability and aggressiveness, as indicated by repeated physical fights or assaults,**

- 5) reckless disregard for safety of self or others
- 6) consistent irresponsibility, as indicated by repeated failure to sustain consistent work behavior or honor financial obligations
- 7) lack of remorse, as indicated by being indifferent to or rationalizing having hurt, mistreated, or stolen from another”

Below is the basic BRACE Character Profile™ graphic for a prototypical DSM-IV-TR 301.7 Antisocial Personality Disorder.

BRACE Character Profile™



301.7 Antisocial Personality Disorder

Means by Character Type and Variables

	Cognitive	Behavior	Existential	
A	1.78	3.29	1.88	2.31
B	3.75	3.88	3.25	3.63
C	1.38	3.43	2.89	2.56
	2.30	3.53	2.67	2.83



Note: The A (black), B (red), and C (yellow) in the above chart and graphic corresponds to Type A, Type B, and Type C characteristics.

Keep in mind that, according to DSM-IV-TR, any combination of three (or more) of the seven criteria for an Antisocial Personality Disorder is sufficient for diagnostic consideration. Consequently, the BRACE Character Profile™ graphic of a prototypical Antisocial Personality Disorder also represents any combination of three (or more) of the seven characteristics, which has the effect of profiling the whole population involved. Only a proportion of individuals assessed as meeting criteria for a diagnosis of Antisocial Personality Disorder would present with this maximized graphic profile. It is similar to a prototypical 40-point HARE PCL-R ... few achieve a maximum score. However, a maximum score is not necessary for diagnostic consideration.

Analysis of Basic Graphic:

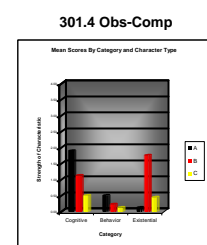
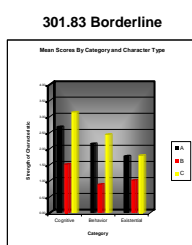
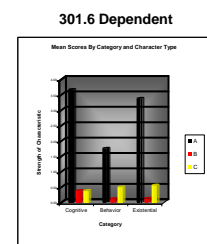
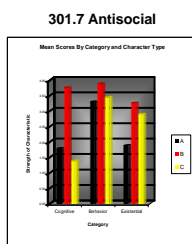
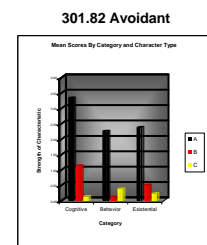
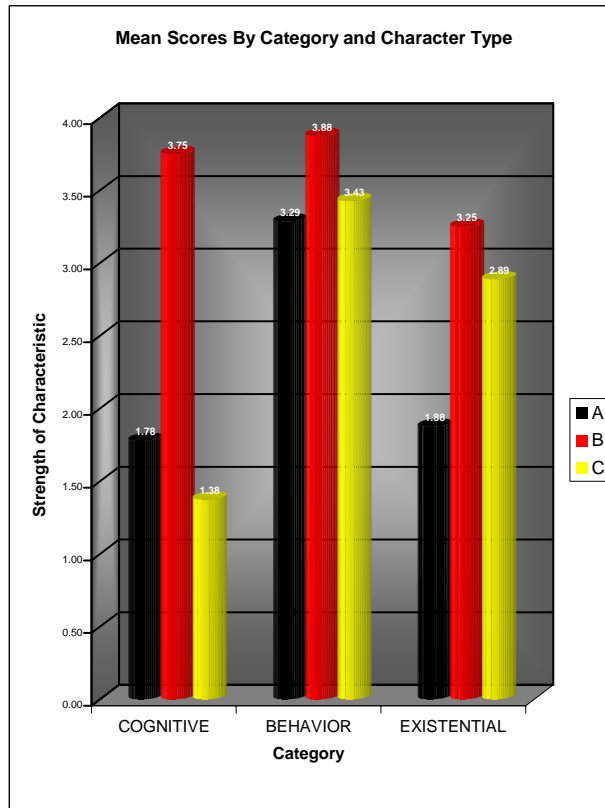
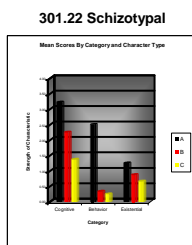
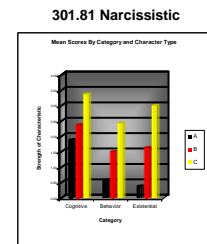
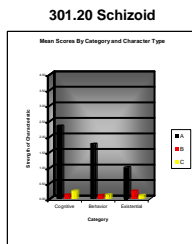
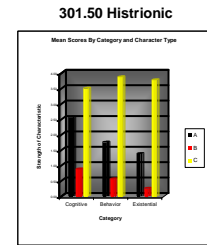
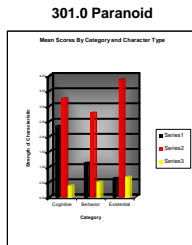
There is significant pathology in each Domain (Cognitive, Behavior, Existential) and for the characteristics of each character TYPE (Type A, Type B, Type C). In fact, it would take a clinician familiar with the case to rule out psychosis or severe neurological dysfunction.

Note the dominance of Type B characteristics (particularly in the Cognitive Domain), the exceptionally high ratings for all three Types in the Behavior Domain, and the relatively high ratings in the Existential Domain. This pattern indicates an exceptionally high level of acting-out in combination with a marked absence of inhibitions. On a behavioral level, this person is an equal and undisciplined blend of amoral, anti-social, and pro-self characteristics. There is not only a general absence of impulse control, there is an active and ongoing effort to feed impulses. This person is very much living in the present, taking advantage of any perceived opportunity to exploit the environment or others. S/he is intrusive, presumptuous, and willing to run high risks for little gain. Their world view is dominated by matters of power and control and s/he is willing to sacrifice pleasure and comfort in order to acquire, maintain, or exercise power and control.

This is the profile of a predator/parasite who is not only willing to violate the rights of others, it is outside of their current nature to do otherwise. S/he is quick to anger and hates being told what to do or what not to do, including constructive criticism and prudent advice and counsel. Their active opposition and noncompliance with legitimate authority makes them highly prone to criminal conduct and very likely to repeat their mistakes, eventually resulting in hospitalization, incarceration, or death. In addition to putting others at risk, they are prone to self-destructive behavior, including alcohol and other substance abuse. Their manner of thought and behavior eliminates the possibility of sharing and intimacy. Their tendency to react defensively and defiantly blunts their emotional range and isolates them from others. Power and control is reinforcer number one and it is increasingly likely to be expressed through the pain and suffering of others. S/he not only projects blame and denies personal responsibility, in the absence of superior force s/he reacts with anger and violence without considering any alternative.

The following graphic is used for quick visual comparisons with standardized DSM-IV-TR Personality Disorders. It is useful to rule out and rule in possible disorders. Even though this visual comparison is a “gross” level of analysis, it does shed some light on the basic graphic. However, with this and other graphic comparisons, one must keep in mind that similar Type and Domain scores may be generated by different underlying structures.

BRACE Character Profile™ Comparison to DSM-IV-TR™ Personality Disorders



301.7 Antisocial Personality Disorder

Means by Character Type and Variables

	Cognitive	Behavior	Existential	
A	1.78	3.29	1.88	2.31
B	3.75	3.88	3.25	3.63
C	1.38	3.43	2.89	2.56
	2.30	3.53	2.67	2.83

Left Side Graphics

301.0 Paranoid
301.20 Schizoid
310.22 Schizotypal
301.7 Antisocial
301.83 Borderline

Right Side Graphics

301.50 Histrionic
301.81 Narcissistic
301.82 Avoidant
301.6 Dependent
301.4 Obsessive-Comp.

Again, keep in mind that with this and other graphic comparisons, similar **Type** and similar **Domain** scores may be generated by different underlying structures. Bottom line is that a visual comparison of BRACE Character Profile™ graphics helps inform clinical opinion or the opinion of anyone familiar with the BRACE Character Profile™. Some alternatives can be ruled-out and others more seriously considered through a more detailed analysis of underlying variables and correlations. When a more sophisticated analysis is required, the ratings that make up each component part of the graphics can be correlated for direct comparison with any “prototypical type” or any other individual in the database. It is a quantum leap into the nature of the person rated.

On the following pages, I am including correlation charts for each of the 10 DSM-IV-TR Personality Disorders, Asperger’s Disorder, and a prototypical 40-point HARE PCL-R. Just glancing at this data may reveal a wealth of information to a clinician or someone familiar with the BRACE Character Profile™. First, a comment about DSM-IV-TR and “prototypical Personality Disorders” and their correlations with a character’s BRACE Character Profile™.

BRACE Character Profile™ CORRELATION SUMMARY ANALYSIS AIDES:

NOTE: A clinician using the BRACE Character Profile™ graphics and correlations for the DSM-IV-TR™ diagnostic categories will need to keep in mind that the DSM-IV-TR™ Personality Disorders are not equal in terms of the types of information used as a “diagnostic criteria” --- nor are they equal in terms of the number of available criteria that must be met in order for a diagnosis to be made --- nor are they equal in terms of the number and types of other qualifiers which must be taken into consideration in order to make a diagnosis. DSM-IV-TR™ is a categorical classification, but all members of a diagnostic class are not homogeneous, class boundaries are not clear, and there is significant overlap between “classifications.”

The BRACE Character Profile™ is a dimensional classification system which provides numerical and graphic information, which may be subthreshold, based on a quantification of core characteristics common to human nature. In fact, negative correlations provide as much clinical information as positive correlations. Bottom line is that the BRACE Character Profile™ graphics and correlation charts help inform clinical opinion or the opinion of anyone familiar with the BRACE Character Profile™.

The color coding used in the BRACE Character Profile™ correlation charts is somewhat like a traffic light:

- **green** is a *GO* for high positive correlation (.05 or higher).

- **yellow** is a *CAUTION* for a positive correlation which deserves consideration (.1 to .06).
- **red** is a *STOP*, which indicates a negative correlation of .1 or higher.

Actually, the negative correlations provide as much useful clinical and practical information as the positive correlations. It is the combination of high correlations, both positive and negative, that yields the analysis. If one knows how a person thinks, what a person thinks about, what a person does, and what a person wants, then the person is 100% profiled. On the flip side, if one knows how a person does NOT think, what a person does NOT think about, what a person does NOT do, and what a person does NOT want, then the person is also 100% profiled.

Considering the 10 DSM-IV-TR™ personality disorders, when there are several significant positive correlations and several significant negative correlations that consistently complement each other in terms of the functional characteristics, the individual profiled is well formulated and has a high level of definition provided by the stark contrasts.

Note that “Diagnostic Considerations” means exactly that ... consider ... and apply clinical skills. The correlations are indicators, but analysis requires consideration of known facts, other sources of information, and the analysis of each Type (A, B, and C) and each Domain (Cognitive, Behavior, and Existential). The BRACE Character Profile™ reflects patterns, characteristics of thought, behavior, and motivation --- **it does not presume to make clinical diagnoses. There are many potential clinical paths to any cluster of cognitive-behavioral-existential characteristics.**

The following correlation charts (analysis aides for profilers and clinicians) include prototypical types (i.e., archetypes) for the 10 DSM-IV-TR™ Personality Disorders, a 40-point HARE PCL-R, and Asperger’s Disorder.

The following corresponds to the columns in the charts below:

- 1 = Paranoid Personality Disorder (301.0)
- 2 = Schizoid Personality Disorder (301.20)
- 3 = Schizotypal Personality Disorder (301.22)
- 4 = Antisocial Personality Disorder (301.7)
- 5 = Borderline Personality Disorder (301.83)
- 6 = Histrionic Personality Disorder (301.50)
- 7 = Narcissistic Personality Disorder (301.81)
- 8 = Avoidant Personality Disorder (301.82)
- 9 = Dependent Personality Disorder (301.6)
- 10 = Obsessive-Compulsive Personality Disorder (301.4)
- 11 = prototypical 40-point Hare PCL-R
- 12 = Asperger's Disorder (299.80)

BRACE Character Profile™ Correlations Summary Analysis Aide												
DIAGNOSTIC CONSIDERATIONS												
OVERALL												
301.7 APD	M = 2.81			SD = 1.29			df = 73 .01 to .05 .06 to .10 -.01 to -.10					
	301.0	301.20	301.22	301.7	301.83	301.50	301.81	301.82	301.6	301.4	HARE-40	ASPERGER'S
r =	0.27	-0.20	-0.20	1.00	-0.30	-0.27	0.06	-0.29	-0.38	-0.07	0.31	-0.27
M =	1.73	0.68	1.41	2.81	1.92	2.07	1.93	1.16	1.21	0.75	3.36	1.38
DOMAIN DYSFUNCTION												
COGNITIVE												
301.7 APD	M = 2.28			SD = 1.40			df = 23 .01 to .05 .06 to .10 -.01 to -.10					
	301.0	301.20	301.22	301.7	301.83	301.50	301.81	301.82	301.6	301.4	HARE-40	ASPERGER'S
r =	0.31	-0.16	0.02	1.00	-0.27	-0.38	0.05	0.00	-0.29	0.03	0.41	-0.20
M =	2.00	0.96	2.32	2.28	2.44	2.32	2.52	1.60	1.56	1.20	3.60	2.04
BEHAVIOR												
301.7 APD	M = 3.55			SD = 0.80			df = 23 .01 to .05 .06 to .10 -.01 to -.10					
	301.0	301.20	301.22	301.7	301.83	301.50	301.81	301.82	301.6	301.4	HARE-40	ASPERGER'S
r =	0.31	0.11	-0.13	1.00	-0.31	-0.24	0.25	-0.24	-0.08	-0.10	0.39	0.00
M =	1.52	0.64	1.00	3.55	1.77	2.00	1.50	0.88	0.76	0.28	3.28	1.00
EXISTENTIAL												
301.7 APD	M = 2.68			SD = 1.25			df = 23 .01 to .05 .06 to .10 -.01 to -.10					
	301.0	301.20	301.22	301.7	301.83	301.50	301.81	301.82	301.6	301.4	HARE-40	ASPERGER'S
r =	0.37	-0.38	-0.22	1.00	-0.32	-0.19	0.35	-0.53	-0.45	0.16	0.38	-0.24
M =	1.68	0.44	0.92	2.68	1.52	1.88	1.72	1.00	1.32	0.76	3.20	1.04
CHARACTER DYSFUNCTION												
TYPE A												
301.7 APD	M = 2.25			SD = 1.36			df = 23 .01 to .05 .06 to .10 -.01 to -.10					
	301.0	301.20	301.22	301.7	301.83	301.50	301.81	301.82	301.6	301.4	HARE-40	ASPERGER'S
r =	-0.23	0.03	-0.19	1.00	0.02	-0.07	0.06	-0.24	-0.45	-0.17	0.22	-0.14
M =	1.40	1.72	2.36	2.25	2.21	1.92	1.00	2.68	2.96	0.88	2.64	2.17
TYPE B												
301.7 APD	M = 3.63			SD = 0.65			df = 23 .01 to .05 .06 to .10 -.01 to -.10					
	301.0	301.20	301.22	301.7	301.83	301.50	301.81	301.82	301.6	301.4	HARE-40	ASPERGER'S
r =	-0.28	-0.09	0.08	1.00	0.01	0.11	0.09	-0.22	-0.02	-0.09	0.68	0.05
M =	3.28	0.16	1.12	3.63	1.13	0.56	1.83	0.56	0.20	1.00	3.72	0.71
TYPE C												
301.7 APD	M = 2.54			SD = 1.32			df = 23 .01 to .05 .06 to .10 -.01 to -.10					
	301.0	301.20	301.22	301.7	301.83	301.50	301.81	301.82	301.6	301.4	HARE-40	ASPERGER'S
r =	0.29	-0.01	-0.18	1.00	-0.38	-0.01	-0.03	0.05	0.11	-0.16	-0.01	-0.09
M =	0.52	0.16	0.76	2.54	2.42	3.72	2.96	0.24	0.48	0.36	3.72	1.29

CHARACTER-DOMAIN DYSFUNCTION												
TYPE A COGNITIVE												
301.7 APD	M = 1.78			SD = 1.39			df = 6 .01 to .05 .06 to .10 -.01 to -.10					
r =	301.0	301.20	301.22	301.7	301.83	301.50	301.81	301.82	301.6	301.4	HARE-40	ASPERGER'S
M =	-0.53	0.28	-0.24	1.00	0.40	0.44	0.27	0.29	-0.12	-0.11	0.37	0.17
	2.33	2.33	3.22	1.78	2.67	2.56	1.89	3.33	3.67	1.89	3.11	2.78
TYPE B COGNITIVE												
301.7 APD	M = 3.75			SD = 0.46			df = 6 .01 to .05 .06 to .10 -.01 to -.10					
r =	301.0	301.20	301.22	301.7	301.83	301.50	301.81	301.82	301.6	301.4	HARE-40	ASPERGER'S
M =	-0.45	0.22	-0.12	1.00	-0.29	0.37	0.18	-0.48	-0.10	0.45	0.65	0.34
	3.25	0.13	2.25	3.75	1.50	0.88	2.38	1.13	0.38	1.13	3.88	1.13
TYPE C COGNITIVE												
301.7 APD	M = 1.38			SD = 0.74			df = 6 .01 to .05 .06 to .10 -.01 to -.10					
r =	301.0	301.20	301.22	301.7	301.83	301.50	301.81	301.82	301.6	301.4	HARE-40	ASPERGER'S
M =	0.48	0.34	0.24	1.00	-0.06	-0.38	0.46	0.34	-0.29	0.10	0.75	0.56
	0.38	0.25	1.38	1.38	3.13	3.50	3.38	0.13	0.38	0.50	3.88	2.13
TYPE A BEHAVIOR												
301.7 APD	M = 3.29			SD = 1.11			df = 6 .01 to .05 .06 to .10 -.01 to -.10					
r =	301.0	301.20	301.22	301.7	301.83	301.50	301.81	301.82	301.6	301.4	HARE-40	ASPERGER'S
M =	0.24	0.45	0.02	1.00	-0.04	0.04	0.47	0.00	0.11	-0.04	0.52	-0.21
	1.13	1.75	2.50	3.29	2.14	1.75	0.57	2.25	1.75	0.50	2.50	2.33
TYPE B BEHAVIOR												
301.7 APD	M = 3.88			SD = 0.35			df = 6 .01 to .05 .06 to .10 -.01 to -.10					
r =	301.0	301.20	301.22	301.7	301.83	301.50	301.81	301.82	301.6	301.4	HARE-40	ASPERGER'S
M =	-0.44	0.14	-0.49	1.00	0.26	-0.49	-0.32	-1.00	0.14	-0.65	-0.14	0.26
	2.78	0.11	0.33	3.88	0.88	0.56	1.50	0.11	0.11	0.22	3.67	0.25
TYPE C BEHAVIOR												
301.7 APD	M = 3.43			SD = 0.79			df = 6 .01 to .05 .06 to .10 -.01 to -.10					
r =	301.0	301.20	301.22	301.7	301.83	301.50	301.81	301.82	301.6	301.4	HARE-40	ASPERGER'S
M =	0.35	0.32	0.32	1.00	-0.71	-0.32	0.54	-0.11	0.35	0.32	-0.32	0.43
	0.50	0.13	0.25	3.43	2.43	3.88	2.43	0.38	0.50	0.13	3.63	0.71
TYPE A EXISTENTIAL												
301.7 APD	M = 1.88			SD = 1.13			df = 6 .01 to .05 .06 to .10 -.01 to -.10					
r =	301.0	301.20	301.22	301.7	301.83	301.50	301.81	301.82	301.6	301.4	HARE-40	ASPERGER'S
M =	0.11	-0.36	-0.70	1.00	-0.61	-0.64	0.23	-0.61	-0.28	-0.31	0.12	-0.67
	0.63	1.00	1.25	1.88	1.75	1.38	0.38	2.38	3.38	0.13	2.25	1.38
TYPE B EXISTENTIAL												
301.7 APD	M = 3.25			SD = 0.89			df = 6 .01 to .05 .06 to .10 -.01 to -.10					
r =	301.0	301.20	301.22	301.7	301.83	301.50	301.81	301.82	301.6	301.4	HARE-40	ASPERGER'S
M =	0.57	-0.17	0.32	1.00	0.00	-0.17	0.13	0.00	-0.11	0.09	0.81	-0.11
	3.88	0.25	0.88	3.25	1.00	0.25	1.63	0.50	0.13	1.75	3.63	0.75
TYPE C EXISTENTIAL												
301.7 APD	M = 2.89			SD = 1.36			df = 6 .01 to .05 .06 to .10 -.01 to -.10					
r =	301.0	301.20	301.22	301.7	301.83	301.50	301.81	301.82	301.6	301.4	HARE-40	ASPERGER'S
M =	0.18	-0.24	-0.04	1.00	-0.02	-0.25	0.18	-0.24	0.07	-0.23	-0.03	0.27
	0.67	0.11	0.67	2.89	1.78	3.78	3.00	0.22	0.56	0.44	3.67	1.00

SUMMARY OF SIGNIFICANT CORRELATIONS:

OVERALL:

Significant positive correlations (rank ordered): prototypical 40-point HARE PCL-R ($r = +0.31$) and 301.0 Paranoid Personality Disorder ($r = +0.27$).

Significant negative correlations (rank ordered): 301.6 Dependent Personality Disorder ($r = -0.38$), 301.83 Borderline Personality Disorder ($r = -0.30$), 301.82 Avoidant Personality Disorder ($r = -0.29$), 301.50 Histrionic Personality Disorder ($r = -0.27$), 299.80 Asperger's Disorder ($r = -0.27$), 301.20 Schizoid Personality Disorder ($r = -0.20$), and 301.22 Schizotypal Personality Disorder ($r = -0.20$).

Nonsignificant correlations: 301.81 Narcissistic Personality Disorder ($r = +0.06$) and 301.4 Obsessive-Compulsive Personality Disorder ($r = -0.07$).

COGNITIVE DOMAIN:

Significant positive correlations: prototypical 40-point HARE PCL-R ($r = +0.41$).

Significant negative correlations: 301.50 Histrionic Personality Disorder ($r = -0.38$).

BEHAVIOR DOMAIN:

Significant positive correlations: traits of prototypical 40-point HARE PCL-R ($r = +0.39$).

Significant negative correlations: none.

EXISTENTIAL DOMAIN:

Significant positive correlations (rank ordered): traits of prototypical 40-point HARE PCL-R ($r = +0.38$), traits of 301.0 Paranoid Personality Disorder ($r = +0.37$), and traits of 301.81 Narcissistic Personality Disorder ($r = +0.35$).

Significant negative correlations (rank ordered): 301.82 Avoidant Personality Disorder ($r = -0.53$), 301.6 Dependent Personality Disorder ($r = -0.45$), and 301.20 Schizoid Personality Disorder ($r = -0.38$).

TYPE A:

Significant positive correlations: none.

Significant negative correlations: 301.6 Dependent Personality Disorder ($r = -0.45$).

TYPE B:

Significant positive correlations: prototypical HARE PCL-R ($r = +0.68$).

Significant negative correlations: none.

TYPE C:

Significant positive correlations: none.

Significant negative correlations: 301.83 Borderline Personality Disorder ($r = -0.38$).

COGNITIVE x TYPE A:

Significant positive correlations: none.

Significant negative correlations: none.

COGNITIVE x TYPE B

Significant positive correlations: traits of prototypical 40-point HARE PCL-R ($r = +0.65$).

Significant negative correlations: none.

COGNITIVE x TYPE C:

Significant positive correlations: prototypical 40-point HARE PCL-R ($r = +0.75$)

Significant negative correlations: none.

BEHAVIOR x TYPE A:

Significant positive correlations: none.

Significant negative correlations: none.

BEHAVIOR x TYPE B:

Significant positive correlations: none.

Significant negative correlations (rank ordered): 301.82 Avoidant Personality Disorder ($r = -1.00$) and 301.4 Obsessive-Compulsive Personality Disorder ($r = -0.65$).

BEHAVIOR x TYPE C:

Significant positive correlations: none.

Significant negative correlations: 301.83 Borderline Personality Disorder ($r = -0.71$).

EXISTENTIAL x TYPE A:

Significant positive correlations: none.

Significant negative correlations (rank ordered): 301.22 Schizotypal Personality Disorder ($r = -0.70$), 299.80 Asperger's Disorder ($r = -0.67$), and 301.50 Histrionic Personality Disorder ($r = -0.64$).

EXISTENTIAL x TYPE B:

Significant positive correlations: prototypical 40-point HARE PCL-R ($r = +0.81$).

Significant negative correlations: none.

EXISTENTIAL x TYPE C:

Significant positive correlations: none.

Significant negative correlations: none.

CONCLUDING COMMENTS:

The OVERALL significant correlations (positive and negative) indicate that the criminal characteristics of a DSM-IV-TR (301.7) Antisocial Personality Disorder are not shared by other Personality Disorders or Asperger's Disorder, but they are shared with a prototypical 40-point HARE PCL-R Psychopath. The (301.0) Paranoid Personality Disorder primarily shares a high vested interest in matters of power and control. In spite of the fact that some research⁵ supports the thesis that a subcategory of serial killers may have characteristics consistent with (299.80) Asperger's Disorder, the current findings reveal a significant negative correlation between Asperger's Disorder and general criminal conduct.

It is noteworthy that there are significant positive correlations between a prototypical DSM-IV-TR (301.7) Antisocial Personality Disorder and a prototypical 40-point HARE PCL-R for each of the three Domains and throughout the profile. Additionally, Type B characteristics dominate the profile of an Antisocial Personality Disorder and these characteristics are very significantly positively correlated with a prototypical 40-point HARE PCL-R. There are no significant negative correlations for a prototypical 40-point HARE PCL-R.

The above findings are presented in detail to allow others to conduct their own analyses.

Russell L. Smith, M.S.
www.BRACEanalysis.com
Knot4u2no@aol.com

¹ BRACE™ is an acronym for Behavioral Relativity and Cognitive Economics, a comprehensive model of human nature. BRACE™ is a trademark of BRACE Analysis, owned by Russell L. Smith, developer of the BRACE™ model, the BRACE Character Profile™, and the BRACE™ Work Adjustment Profile.

² *American Psychiatric Association: Diagnostic and Statistical Manual of Mental Disorders, Fourth Edition, Text Revision.* Washington, DC, American Psychiatric Association, 2000.

³ Primarily cut and pasted from <http://www.braceanalysis.com/faq.html> .

⁴ *Hare, R.D. (1991) The Psychopathy Checklist-Revised.* Toronto, Canada: Multi-Health Systems.

⁵ Silva J.A., Leong G.B., Smith R.L., Hawes E.N., and Ferrari M.M. *Analysis of Serial Homicide in the Case of Joel Rifkin Using the Neuropsychiatric Developmental Model.* American Journal of Forensic Psychiatry, Volume 26, Issue 4, 2005/25.-55.